

# Fun with Art & Activity

-: Concept and Visualisation :-

Ekta Arora  
Saloni



NAME

CLASS

SCHOOL

# INDEX

S N.	Contents	Pages
1.	Tree	3
2.	Butterfly	4
3.	Rain! Rain!	5
4.	Former	6
5..	Diwali	7
6.	Potter	8
7.	Pencil Shading	9
8.	Madhubani Art	10
9.	Duck	11
10.	Activity	12
11.	Sand Paper Activity	13
12.	Boy and The Bee	14
13.	Composition	15
14.	Flower	16
15.	Colouring	17
16.	Flower (Paper Folding)	18
17.	Genie & This Magic Pot	19
18.	Snail	20
19.	Flowers	21
20.	Pot	22


S N.	Contents	Pages
21.	Squirrel	23
22.	Shapes	24
23.	Holi	25
24.	Ice Cream Spoon	26
25.	Rangoli, Drawing/ Sketch pens	28
26.	Fish/ Toy	29
27.	Pencil Shaving Activity	30
28.	Pencil Shaving Activity	31
29.	Draw Colour / Paper Folding	32




# Tree

Give us fresh air, fruits and shade. Colour the mango tree with its natural colours.



 **Let Me Answer**

- \* What do we get from trees?
- \* In which season do we get mangoes?

A	 Excellent	B	 Good	C	 Fair
---	---	---	--	---	--


Teacher's Remark






# Butterfly


Drawing along the basic shapes.





Draw the shapes as given.



Beautifully draw the body and wings of butterfly.



Complete it fast so that butterfly can fly and reach a flower.



**Let Me Answer**


- \* Do butterflies lay eggs?
- \* What is the first stage of butterflies' life cycle?






# Rain! Rain!

Colour the rainy day scene and enjoy the rainy day.



 **Let Me Answer**

- \* In which months of the year does it rain?
- \* Is it good and safe to drink rain water?

A  Excellent	B  Good	C  Fair
---	--	--


Teacher's Remark



# Farmer




Farmer provides us food. Colour the picture as shown.



 **Let Me Answer**

- \* What is the importance of farmers in our lives?
- \* What nutrients do we get from wheat?

Teacher's Remark

A	 Excellent	B	 Good	C	 Fair
---	---	---	--	---	--




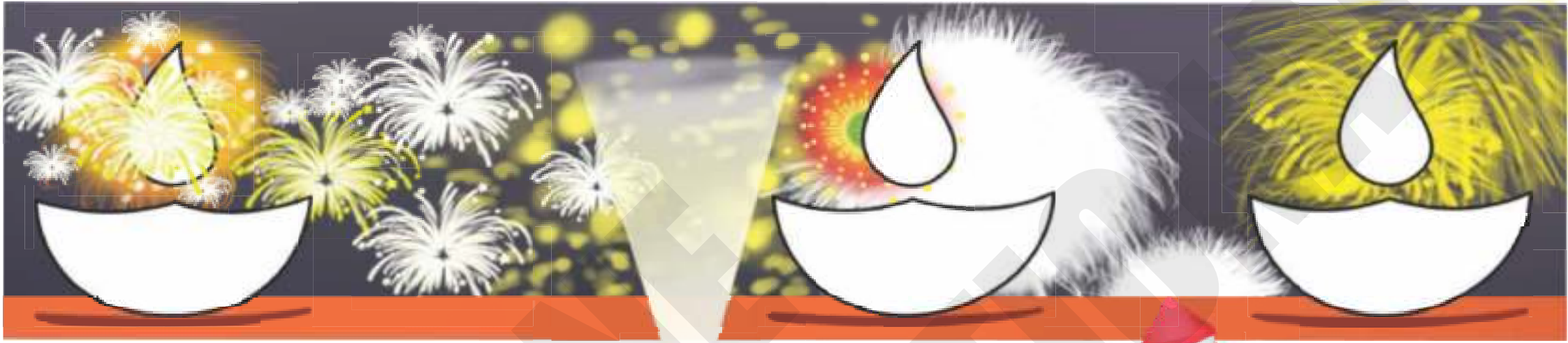
# Diwali

Diwali is India's biggest and most well known festival. To make the celebration more sparkling, colour the diyas (clay lamps) and the letters by different colours.



## Let Me Answer

- \* Why do we celebrate Diwali?
- \* Why do we light candles or diyas on Diwali?



A	Excellent	B	Good	C	Fair
<input type="checkbox"/>		<input type="checkbox"/>		<input type="checkbox"/>	

Teacher's Remark

# potter




Colour the picture as per reference with the help of crayons.



## Let Me Answer


- \* What things does a potter need for making a pot?
- \* How can we use pots in our homes?



# PENCIL SHADING



Draw the part and trace the using black pen.  
Closely observe the pencil shading and try to do the same.



## Let Me Answer

- \* Which is your favorite fruit?
- \* Which fruit is called the king of the fruits?

A		Excellent	B		Good	C		Fair
---	--	-----------	---	--	------	---	--	------

Teacher's Remark



# MADHUBANI ART

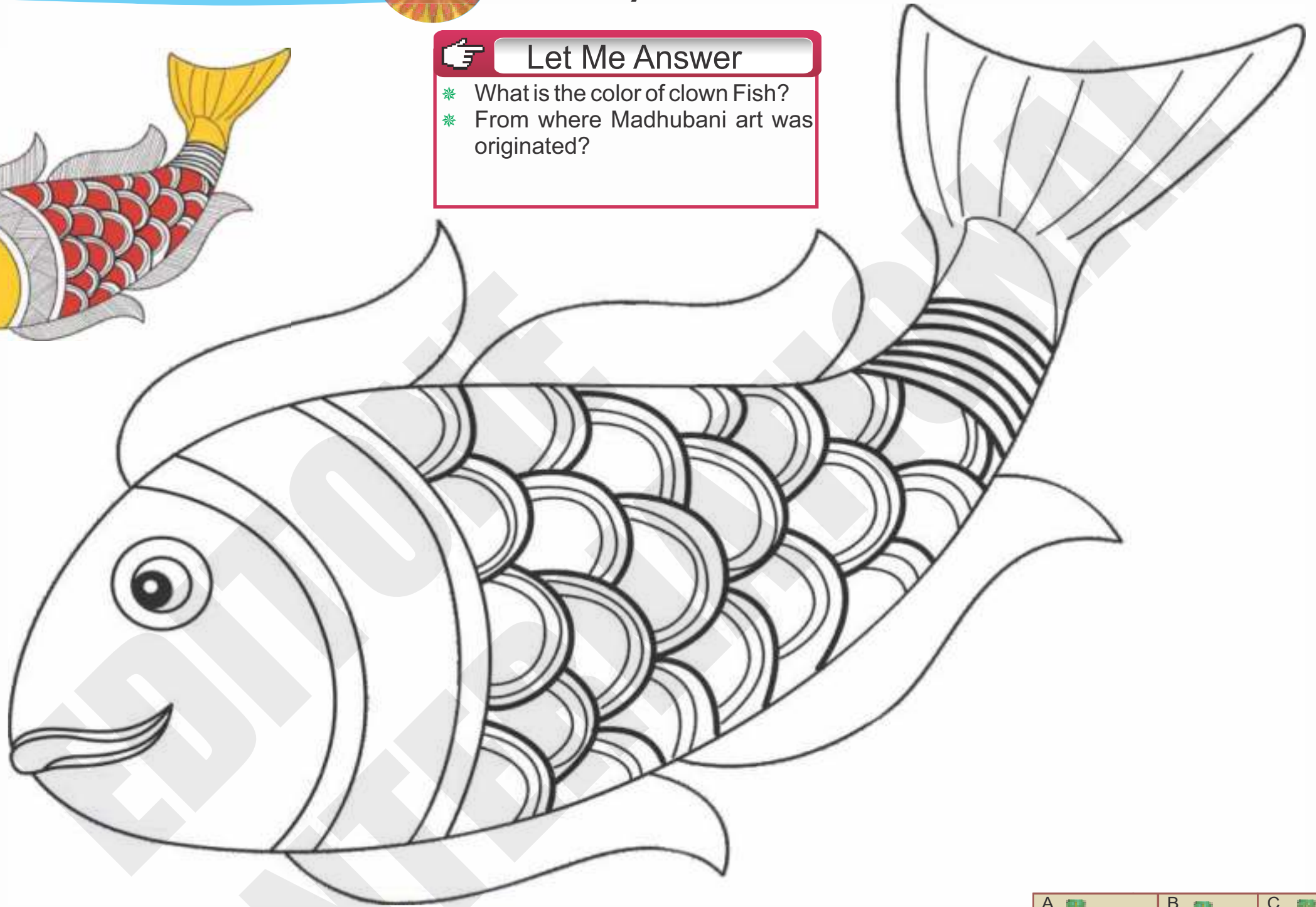



Complete the picture as per the reference and colour it beautifully.



## Let Me Answer

- \* What is the color of clown Fish?
- \* From where Madhubani art was originated?





# Duck

Colour the duck with crayons as indicated and paste small pieces of cotton on the clouds.



## Let Me Answer

- \* Where do ducks live?
- \* What do ducks eat?



A		Excellent
B		Good
C		Fair


Teacher's Remark



# ACTIVITY



Tear the different coloured glaze paper and paste them on the dinosaur.



## Let Me Answer

- \* Do dinosaurs still exist?
- \* What do we call the animals who don't exist anymore?

Teacher's Remark

A	<input type="checkbox"/>	Excellent	B	<input type="checkbox"/>	Good	C	<input type="checkbox"/>	Fair
---	--------------------------	-----------	---	--------------------------	------	---	--------------------------	------



# SANDPAPER ACTIVITY



## Steps to follow:

1. Sketch a landscape using sketch pen on the sand paper.
2. Colour the whole landscape by using crayons of your choice.




## Let Me Answer

- \* Did you find sandpaper rough or smooth?
- \* When do you see sunset?

1



2



A  Excellent	B  Good	C  Fair
--------------	---------	---------


Teacher's Remark





## Boy and The Bee

Colour the uncoloured portion.



### Let Me Answer

- \* What product do we get from bees?
- \* Where does bees make their hives?

A



Excellent

B



Good

C



Fair

Teacher's Remark

<input type="checkbox"/>	<input type="checkbox"/>	<input type="checkbox"/>
--------------------------	--------------------------	--------------------------






# Composition

Imagine and colour the picture with crayon colours.



## Let Me Answer

- \* Do you know Dolphin's fact it sleeps with one eye open?
- \* What do we get from sea?



A		Excellent	B		Good	C		Fair
---	--	-----------	---	--	------	---	--	------

Teacher's Remark






# Flower

Tear the glaze paper of different colours and paste them on the flowers.



## Let Me Answer

- \* What do we get from flowers?
- \* Which is your favorite flower?



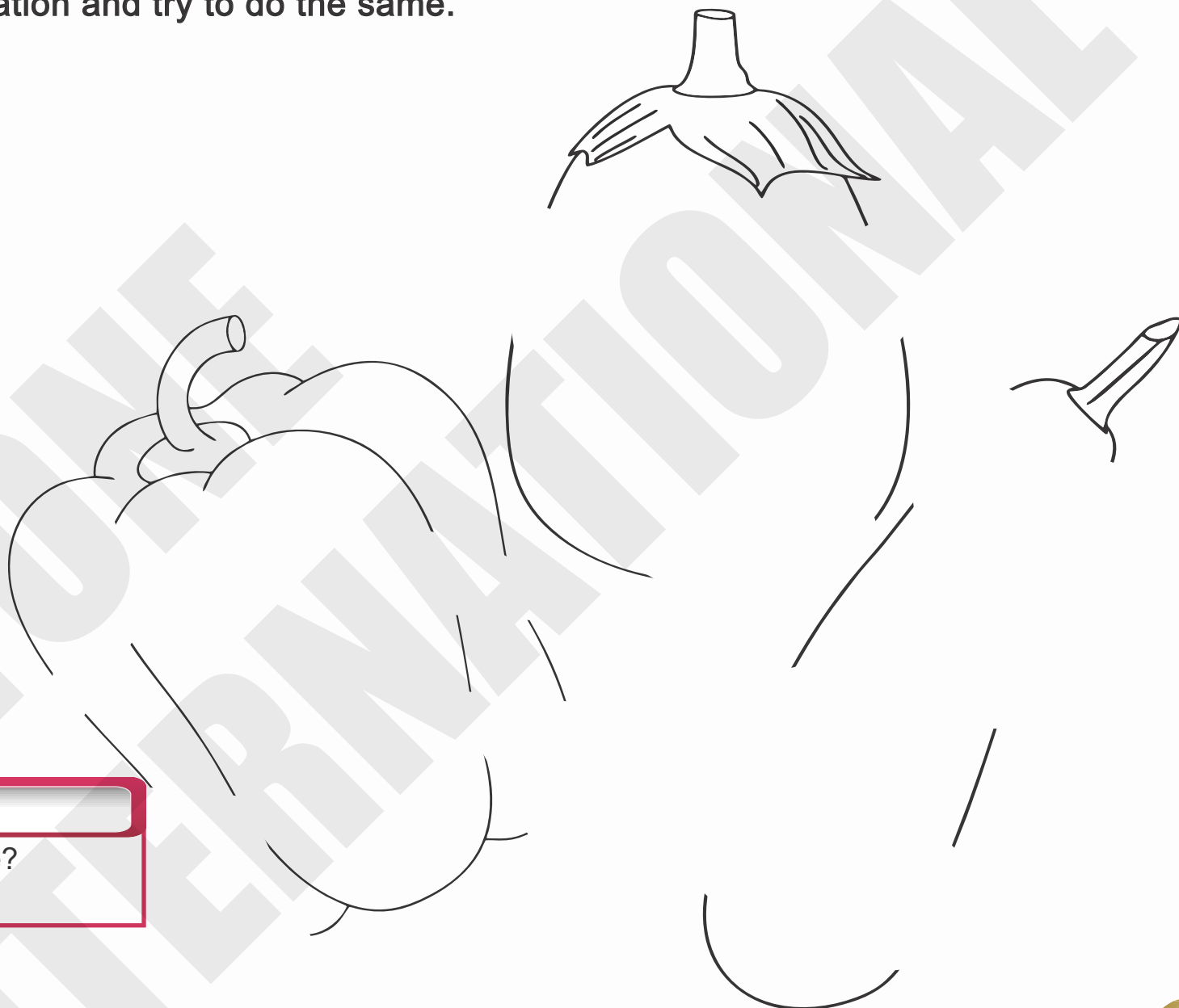



## COLOURING

Material Required ✨ Pencil ✨ Crayons

## Vegetables

Draw the missing part and then trace the outline using black sketch pen. Closely observe the colour gradation and try to do the same.



### Let Me Answer

- \* Name all the vegetables given here?
- \* What are the benefits of capsicum?

A		Excellent
B		Good
C		Fair

Teacher's Remark





## Flower (Paper Folding)-

Make few flowers as shown on the right. Now paste them accordingly at proper places shown in the picture.



### Let Me Answer

- \* What are paper flowers used for?
- \* What kind of paper do you use for making flowers?



# Genie and this Magic Pot

## PROJECT WORK

Complete the picture by using sketch pen and glitters as per reference.

### Material Required

✦ Sketch Pens ✦ Glitters



### Let Me Answer

- \* Have you ever seen a Genie?
- \* What a Genie can do for us?



A		Excellent	B		Good	C		Fair
---	--	-----------	---	--	------	---	--	------

Teacher's Remark

Part-3

19





# Snail

Use colourful glitters and crayons to complete the picture.



## Let Me Answer

- \* Where do Snails live?
- \* How long can a Snail live?





# Flowers

Trace and colour the flowers neatly.



## Let Me Answer

- \* How can we use dried flowers?
- \* Should we pluck flowers?



A	Excellent	B	Good	C	Fair
---	-----------	---	------	---	------

Teacher's Remark





## COLOURING

Material Required: ✨ Lady finger ✨ Poster colour


# Pot

Cut a lady finger and dip it into the poster colour. Make impression on the space provided to make flowers. Colour the leaves and pot.



### Let Me Answer

- ✨ Why do we use pot?
- ✨ What is the other name for lady finger?



A	<input type="checkbox"/>	Excellent	B	<input type="checkbox"/>	Good	C	<input type="checkbox"/>	Fair
---	--------------------------	-----------	---	--------------------------	------	---	--------------------------	------

Teacher's Remark






## COLOURING

Adi is the squirrel thinking how to get coconuts. Colour it fast then he'll jump and bounce to get them.

## Squirrel

### Material Required

✦ Sketch pens



### Let Me Answer

- \* Where do we usually find squirrels?
- \* What does squirrel likes to eat?

A		Excellent	B		Good	C		Fair
---	--	-----------	---	--	------	---	--	------

Teacher's Remark





# DRAW AND COLOUR

Drawing along the basic shapes.



## Let Me Answer

- \* Where do bats live?
- \* Which is the tallest animal ?

# Shapes


1




Material Required

- \* Pencil
- \* Eraser
- \* Crayons

2



3



A	Excellent	B	Good	C	Fair
---	-----------	---	------	---	------





# Holi

Complete the Holi scene by filling colour in it.



## Let Me Answer

- \* How do we celebrate Holi?
- \* Which is the festival of colours?

A	Excellent	B	Good	C	Fair
---	-----------	---	------	---	------

Teacher's Remark





## Ice Cream Spoon

Make peacock design with ice-cream spoons, complete it with different colours.



### Let Me Answer

- \* What is the colour of peacock?
- \* What do we call the opposite gender of peacock?





## Ice Cream Spoon


Complete the picture with peacock design paste ice-cream spoons and use bright colours as given in the reference on the previous page.



Let Me Answer



Do peacock have teeth?



A	Excellent	B	Good	C	Fair
<input type="checkbox"/>		<input type="checkbox"/>		<input type="checkbox"/>	

Teacher's Remark

Part-3

27



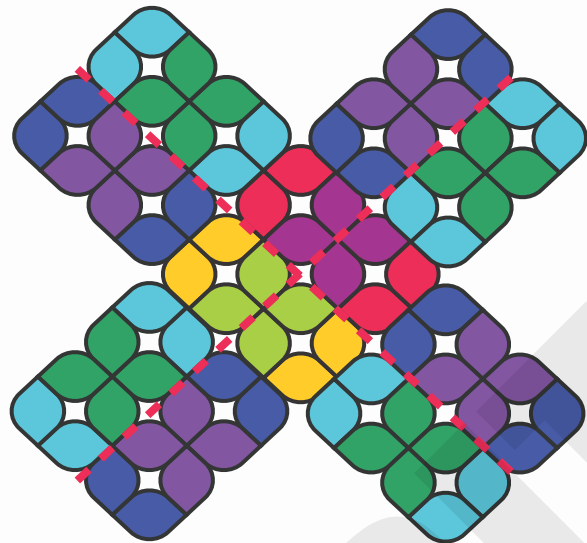
## RANGOLI-DRAWING

Draw the given pattern along the dotted lines keeping in mind the proportion of the drawing. What a fabulous rangoli pattern you will create !

### Material Required

- ✦ Pencil
- ✦ Sketch pen

### Pattern



### Let Me Answer

- \* What is the pattern of rangoli?
- \* What are the other names of rangoli?

## SKETCH PENS

Colour the picture using sketch pens as indicated.

### Scene

### Material Required ✦ Sketch pens




### Let Me Answer

- \* What all nature has given us?
- \* What material do we need to make a house?



# Fish

Colour the picture with crayons.




## Let Me Answer

- \* How do fish breath?
- \* What does a fish eat?




# Toy

Colour the given picture using crayon.



## Let Me Answer

- \* Have you ever experienced a ride on horse?
- \* What is the feminine of a horse?

A		Excellent	B		Good	C		Fair
<input type="checkbox"/>			<input type="checkbox"/>			<input type="checkbox"/>		

Teacher's Remark





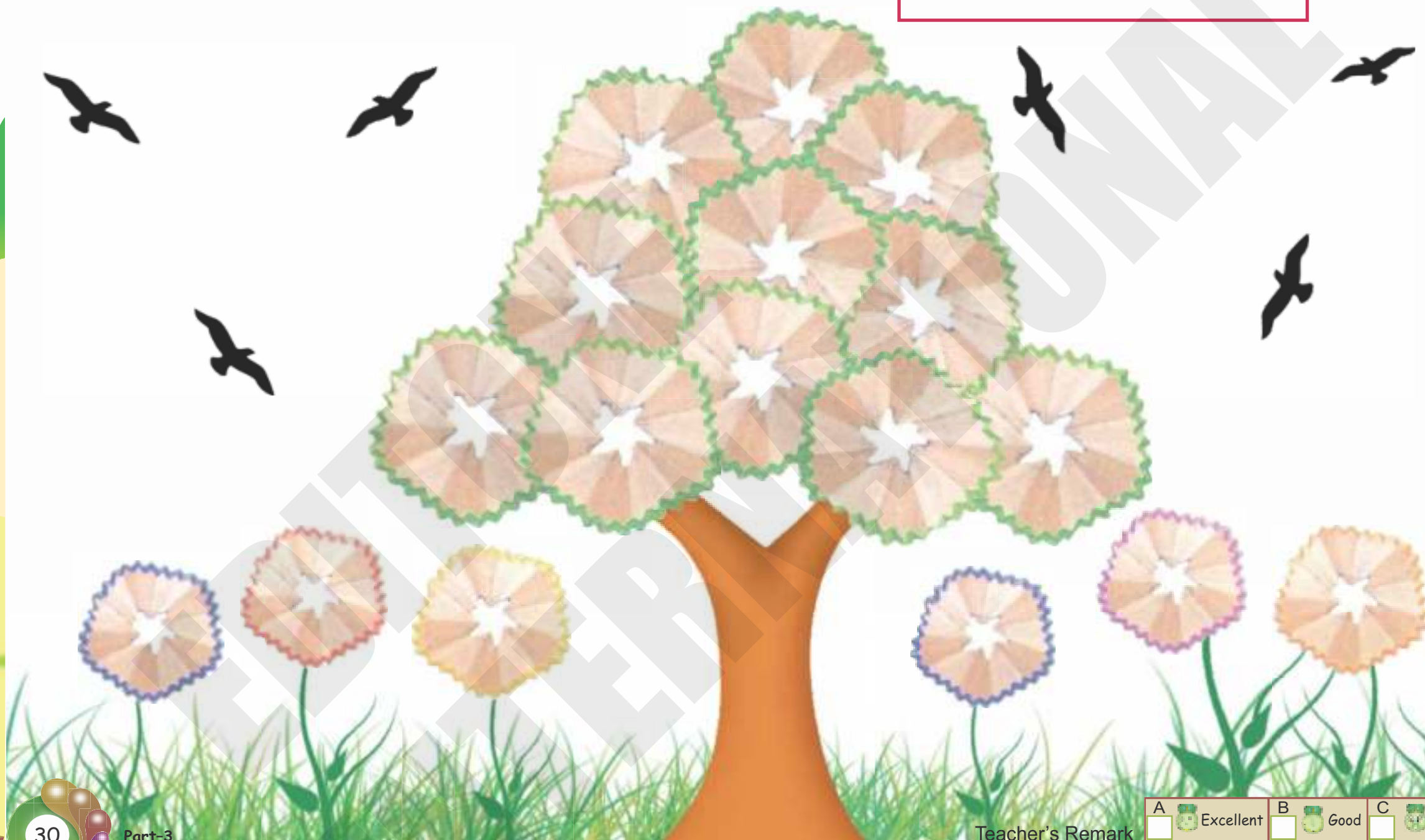
## Pencil Shaving Activity

Use pencil shaving and make tree and flowers as shown on the previous stage.



### Let Me Answer

- \* How can we protect trees?
- \* What all do we get from plants or trees?



Teacher's Remark

A	<input type="checkbox"/>	Excellent	B	<input type="checkbox"/>	Good	C	<input type="checkbox"/>	Fair
---	--------------------------	-----------	---	--------------------------	------	---	--------------------------	------





# Pencil Shaving Activity

Use pencil shaving and make tree and flowers . As shown on the previous page.



## Let Me Answer

\* What all do we get from plants or trees?



A		Excellent	B		Good	C		Fair
---	--	-----------	---	--	------	---	--	------

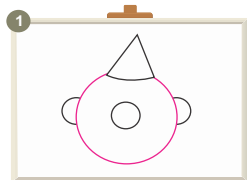
Teacher's Remark






## DRAW AND COLOUR


Drawing along the basic shapes.



1. Draw a big circle and a small circle inside it. Draw triangle on the top of big circle.



2. Make semi-circles on both the sides of the big circle.



3. Complete the drawing to get a clown.

### Material Required

- Pencil
- Sketch pens
- Scale
- Eraser



## PAPER FOLDING

## Yacht

### Material Required

Coloured paper + Scissors



1. Fold from centre as shown.



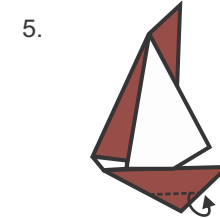
2. Fold along the dotted line.




3. Fold both the left layers inwards one over the other as shown.



4. Fold the bottom corner as shown.



5. Fold the bottom corner backwards.



Your Yacht is ready to float.



### Let Me Answer

- \* What a clown does for us?
- \* Where do we usually find clowns?



### Let Me Answer

- \* Where do we usually find Yacht?
- \* Who sails the Yacht?

